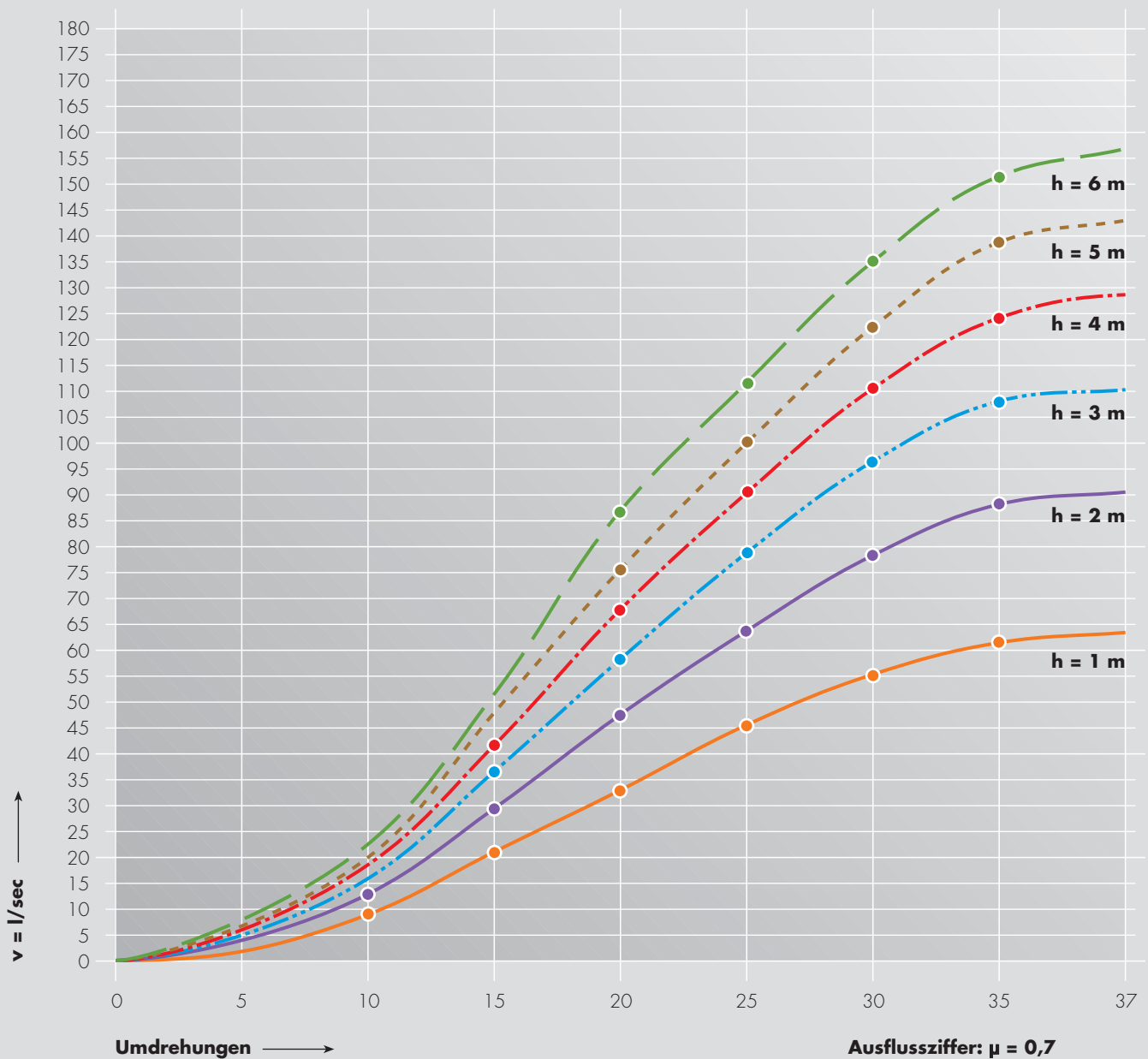


# Abflussdiagramm Spindelschieber DN150 Outflow Chart Penstock DN150

Maximaler Volumenstrom  $v$  bei  
entsprechendem Wasserstand  $h$

Maximum flow rate  $v$  accordingly  
to water pressure  $h$

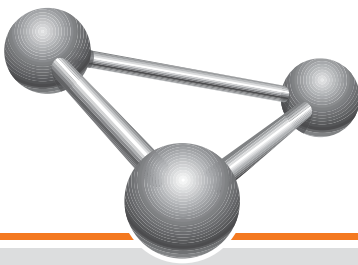


**BÜSCH Technology  
GmbH & Co. KG**

Findelwiesenstr. 15  
D-90478 Nürnberg, GERMANY

Tel.: +49-911-46254-0  
Fax: +49-911-46254-70  
info@buesch.com

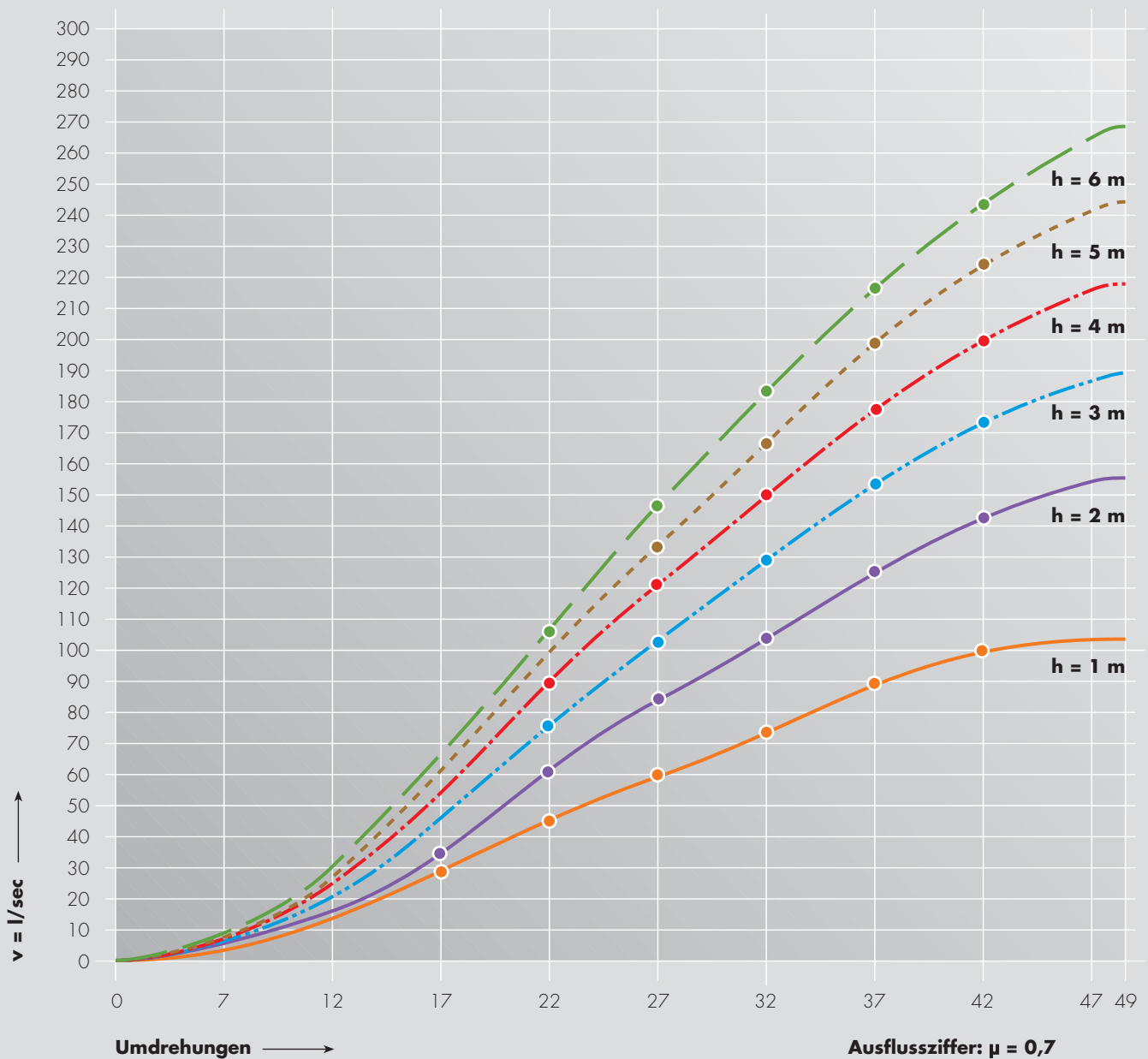
[www.buesch.com](http://www.buesch.com)



# Abflussdiagramm Spindelschieber DN200 Outflow Chart Penstock DN200

Maximaler Volumenstrom  $v$  bei  
entsprechendem Wasserstand  $h$

Maximum flow rate  $v$  accordingly  
to water pressure  $h$

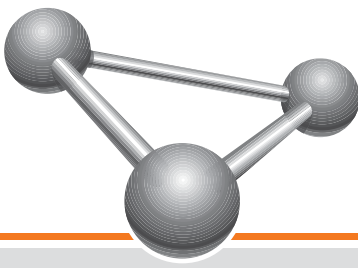


**BÜSCH Technology  
GmbH & Co. KG**

Findelwiesenstr. 15  
D-90478 Nürnberg, GERMANY

Tel.: +49-911-46254-0  
Fax: +49-911-46254-70  
info@buesch.com

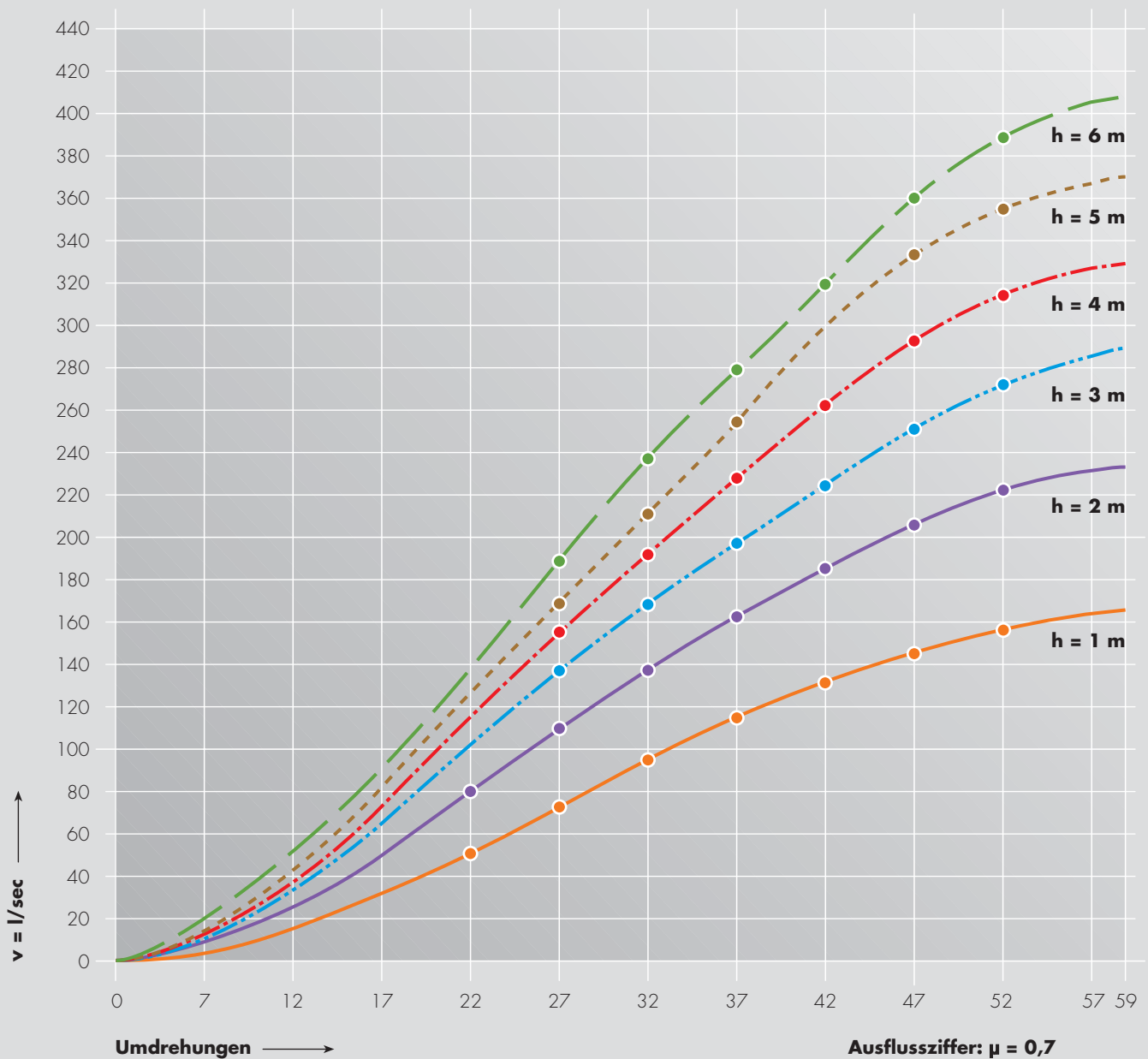
[www.buesch.com](http://www.buesch.com)



# Abflussdiagramm Spindelschieber DN250 Outflow Chart Penstock DN250

Maximaler Volumenstrom  $v$  bei  
entsprechendem Wasserstand  $h$

Maximum flow rate  $v$  accordingly  
to water pressure  $h$

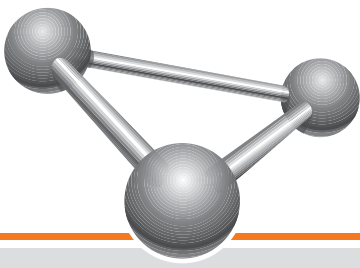


**BÜSCH Technology  
GmbH & Co. KG**

Findelwiesenstr. 15  
D-90478 Nürnberg, GERMANY

Tel.: +49-911-46254-0  
Fax: +49-911-46254-70  
info@buesch.com

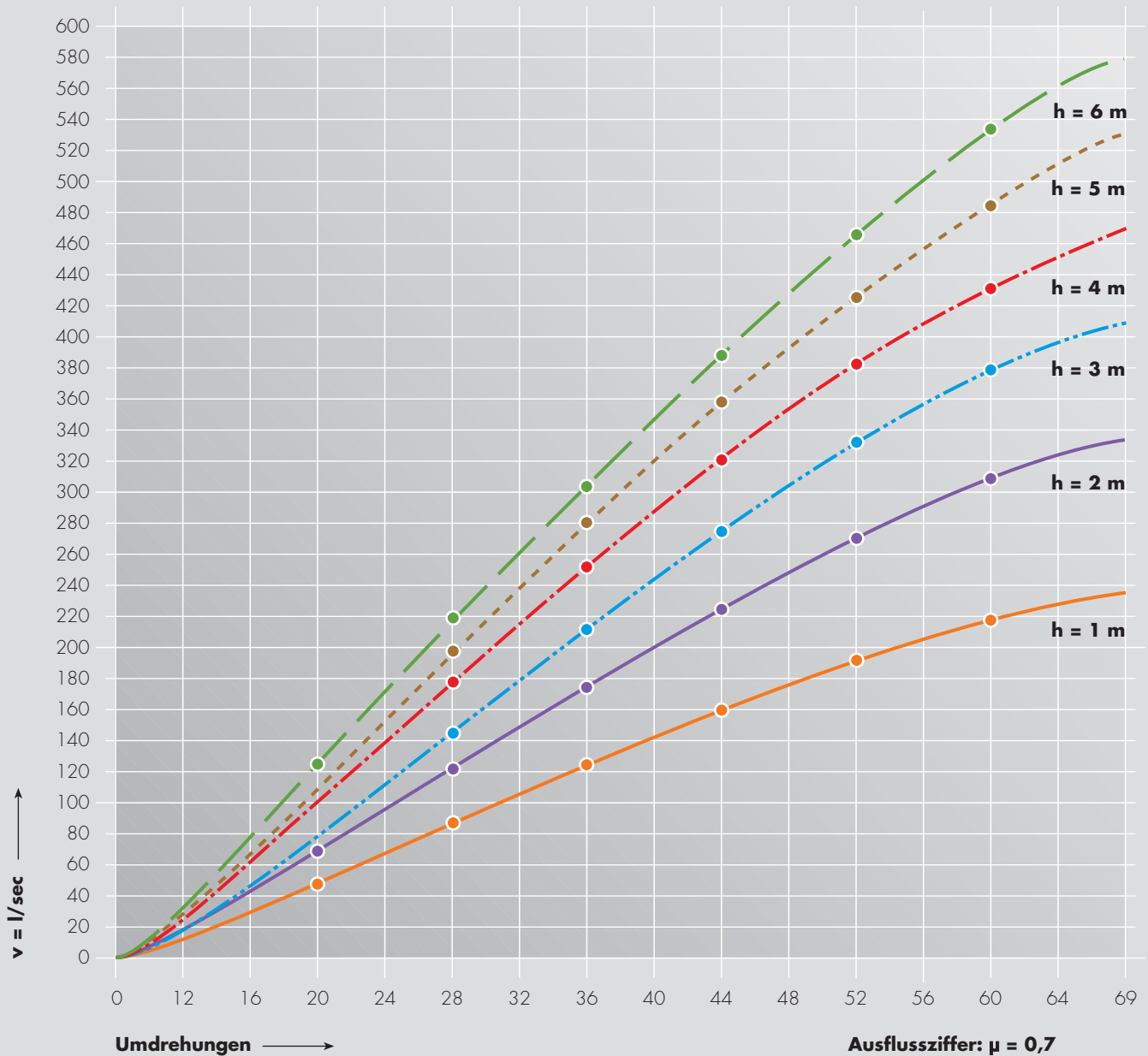
[www.buesch.com](http://www.buesch.com)



# Abflussdiagramm Spindelschieber DN300 Outflow Chart Penstock DN300

Maximaler Volumenstrom  $v$  bei  
entsprechendem Wasserstand  $h$

Maximum flow rate  $v$  accordingly  
to water pressure  $h$

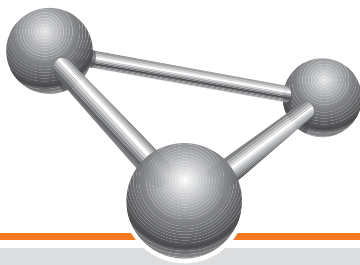


**BÜSCH Technology  
GmbH & Co. KG**

Findelwiesenstr. 15  
D-90478 Nürnberg, GERMANY

Tel.: +49-911-46254-0  
Fax: +49-911-46254-70  
info@buesch.com

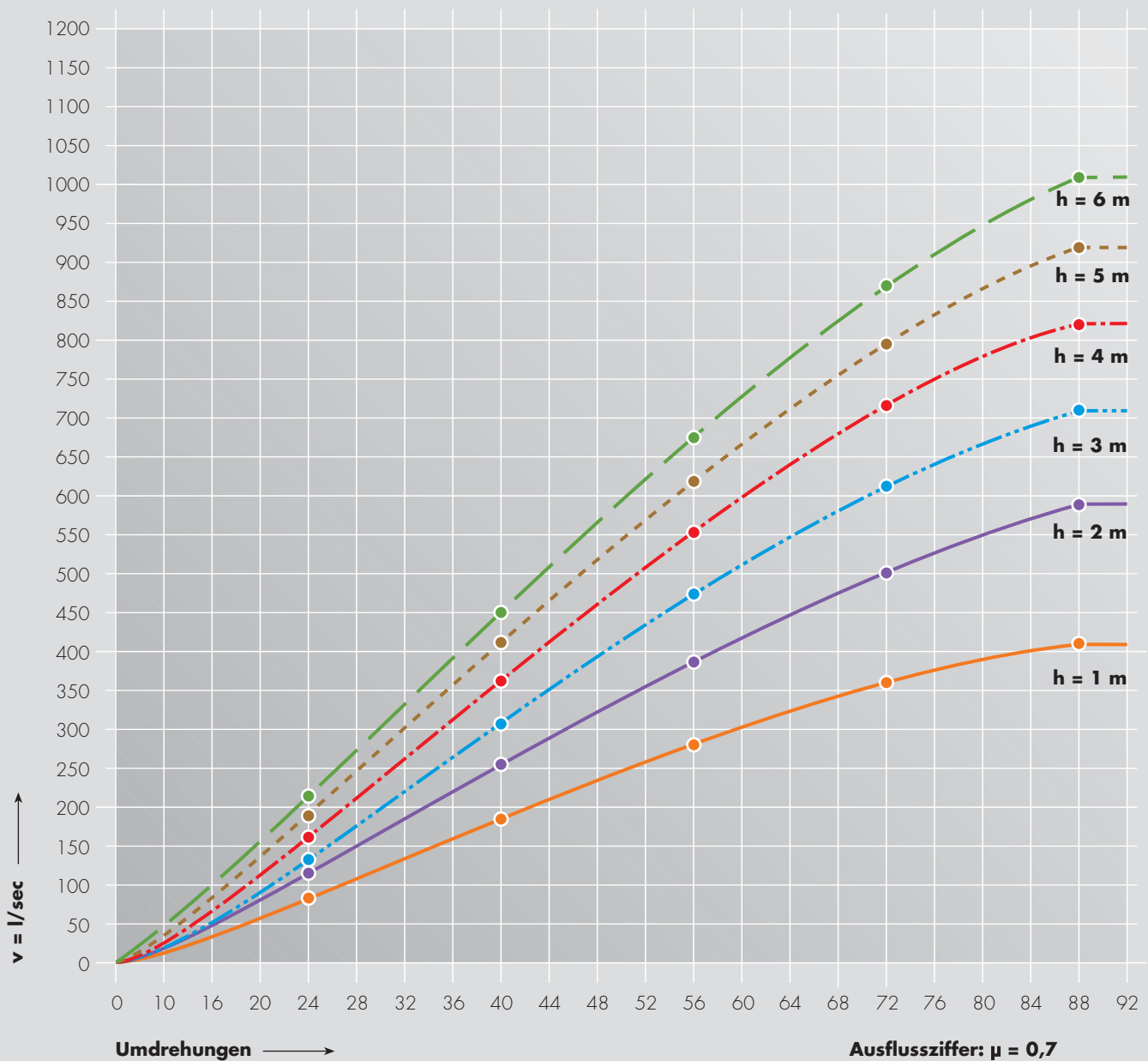
[www.buesch.com](http://www.buesch.com)



# Abflussdiagramm Spindelschieber DN400 Outflow Chart Penstock DN400

Maximaler Volumenstrom  $v$  bei  
entsprechendem Wasserstand  $h$

Maximum flow rate  $v$  accordingly  
to water pressure  $h$

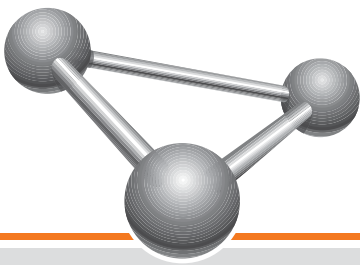


**BÜSCH Technology  
GmbH & Co. KG**

Findelwiesenstr. 15  
D-90478 Nürnberg, GERMANY

Tel.: +49-911-46254-0  
Fax: +49-911-46254-70  
info@buesch.com

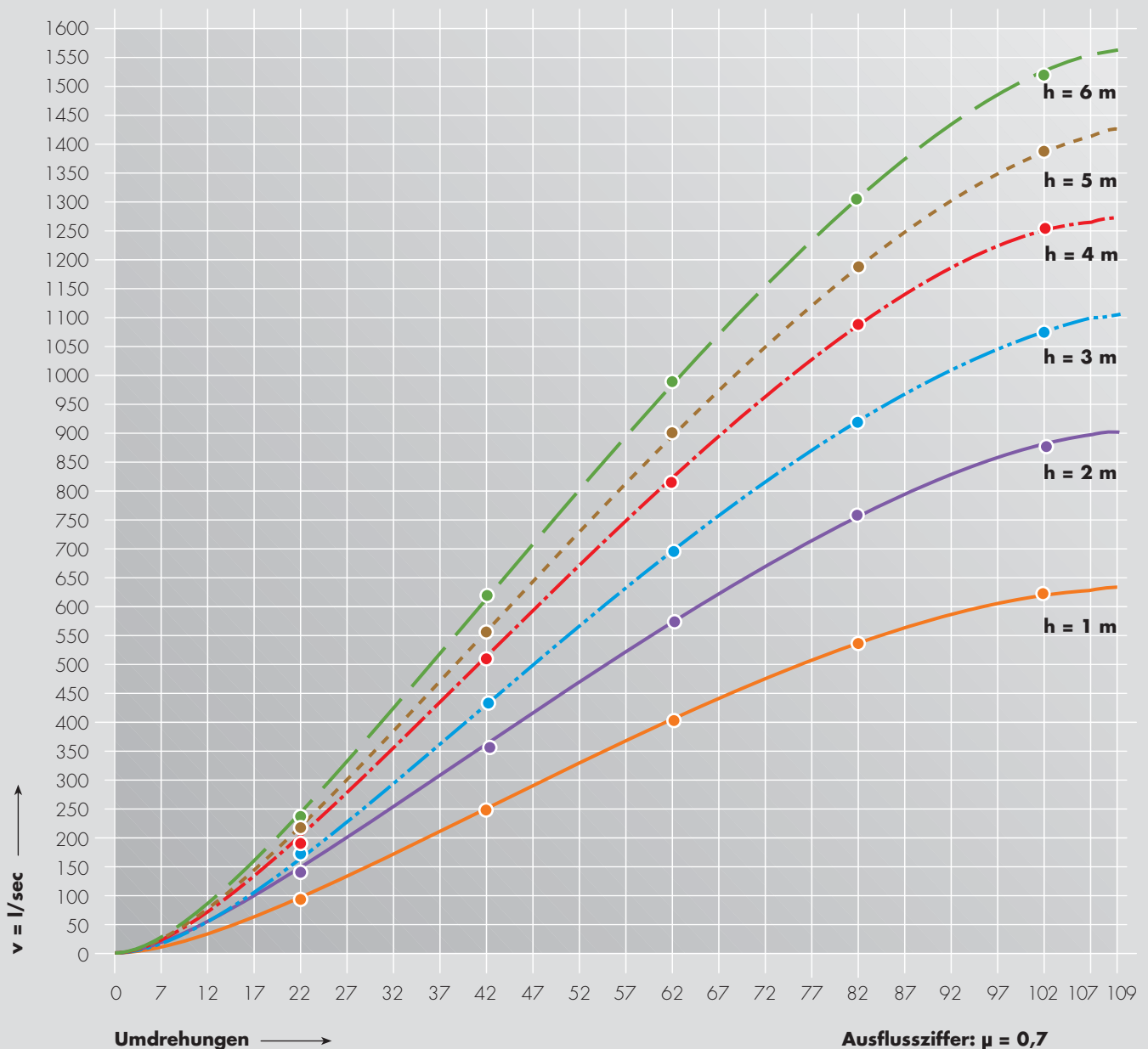
[www.buesch.com](http://www.buesch.com)



# Abflussdiagramm Spindelschieber DN500 Outflow Chart Penstock DN500

Maximaler Volumenstrom  $v$  bei  
entsprechendem Wasserstand  $h$

Maximum flow rate  $v$  accordingly  
to water pressure  $h$

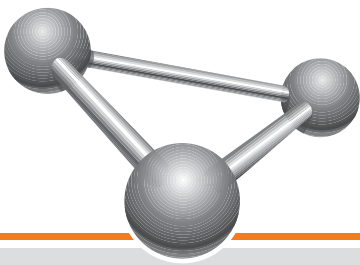


**BÜSCH Technology  
GmbH & Co. KG**

Findelwiesenstr. 15  
D-90478 Nürnberg, GERMANY

Tel.: +49-911-46254-0  
Fax: +49-911-46254-70  
info@buesch.com

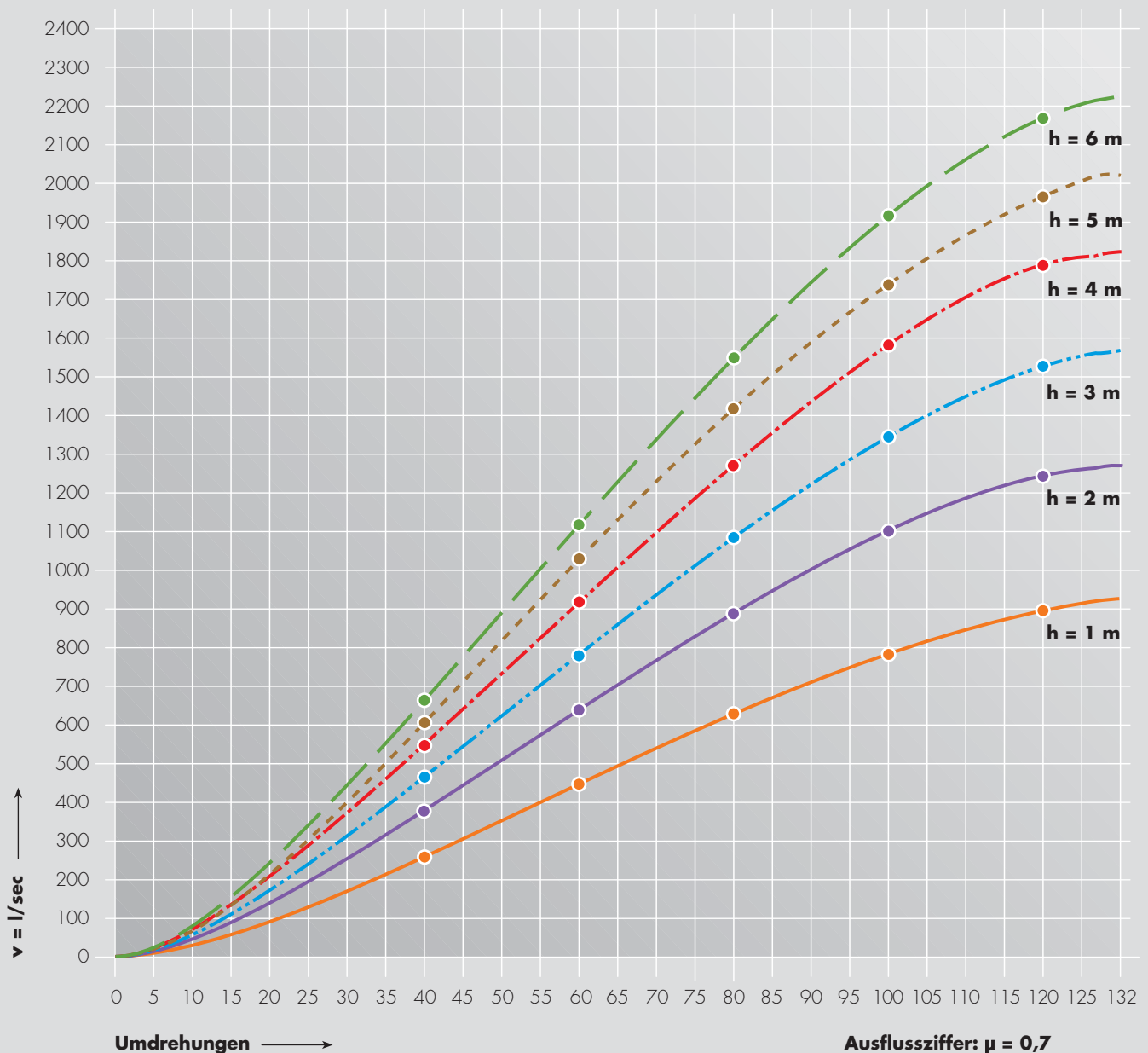
[www.buesch.com](http://www.buesch.com)



# Abflussdiagramm Spindelschieber DN600 Outflow Chart Penstock DN600

Maximaler Volumenstrom  $v$  bei  
entsprechendem Wasserstand  $h$

Maximum flow rate  $v$  accordingly  
to water pressure  $h$

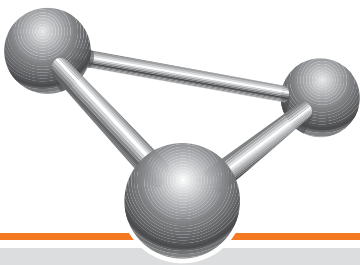


**BÜSCH Technology  
GmbH & Co. KG**

Findelwiesenstr. 15  
D-90478 Nürnberg, GERMANY

Tel.: +49-911-46254-0  
Fax: +49-911-46254-70  
info@buesch.com

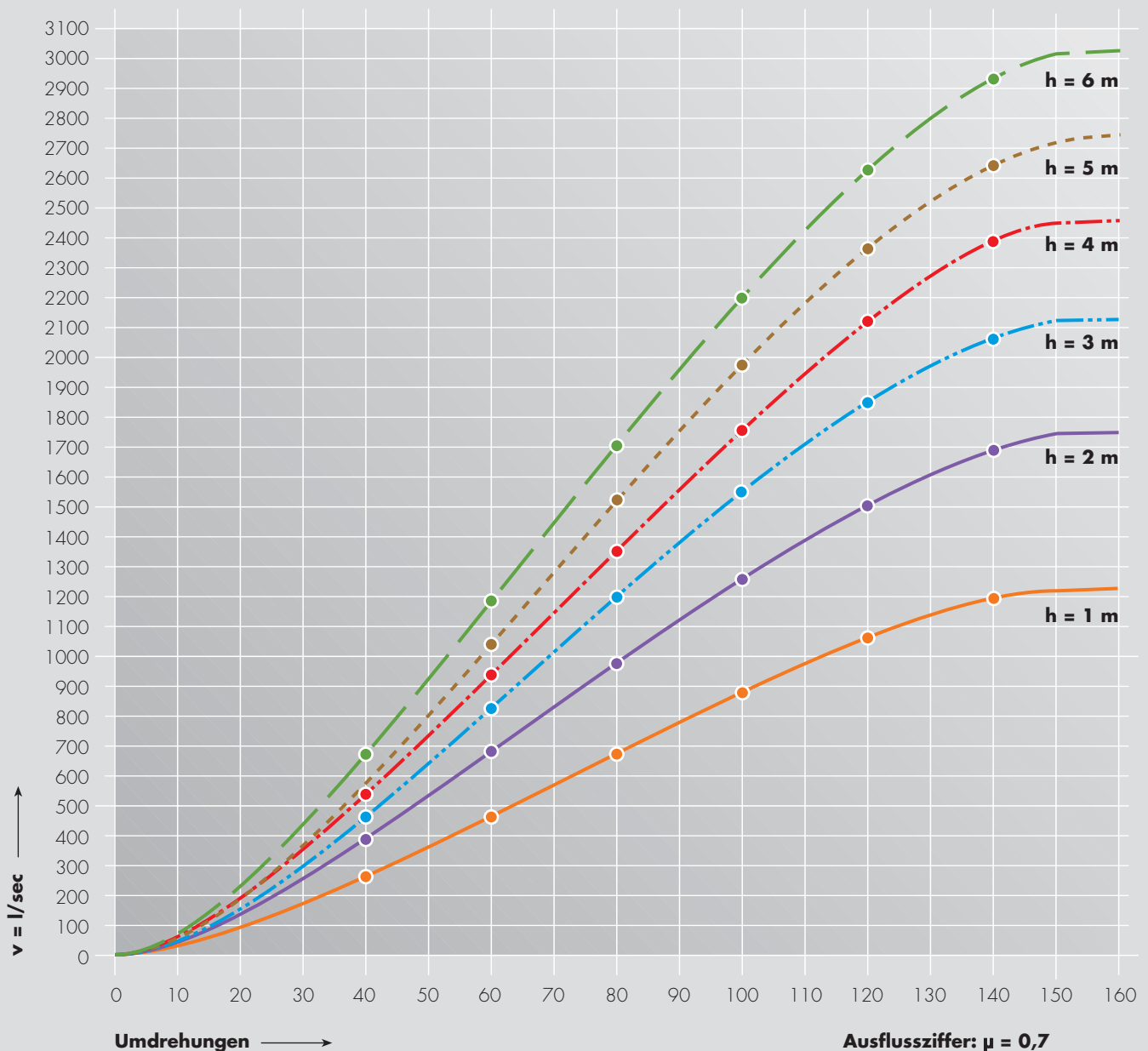
[www.buesch.com](http://www.buesch.com)



# Abflussdiagramm Spindelschieber DN700 Outflow Chart Penstock DN700

Maximaler Volumenstrom  $v$  bei  
entsprechendem Wasserstand  $h$

Maximum flow rate  $v$  accordingly  
to water pressure  $h$

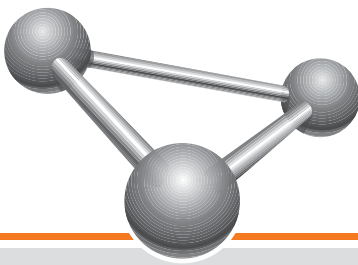


**BÜSCH Technology  
GmbH & Co. KG**

Findelwiesenstr. 15  
D-90478 Nürnberg, GERMANY

Tel.: +49-911-46254-0  
Fax: +49-911-46254-70  
info@buesch.com

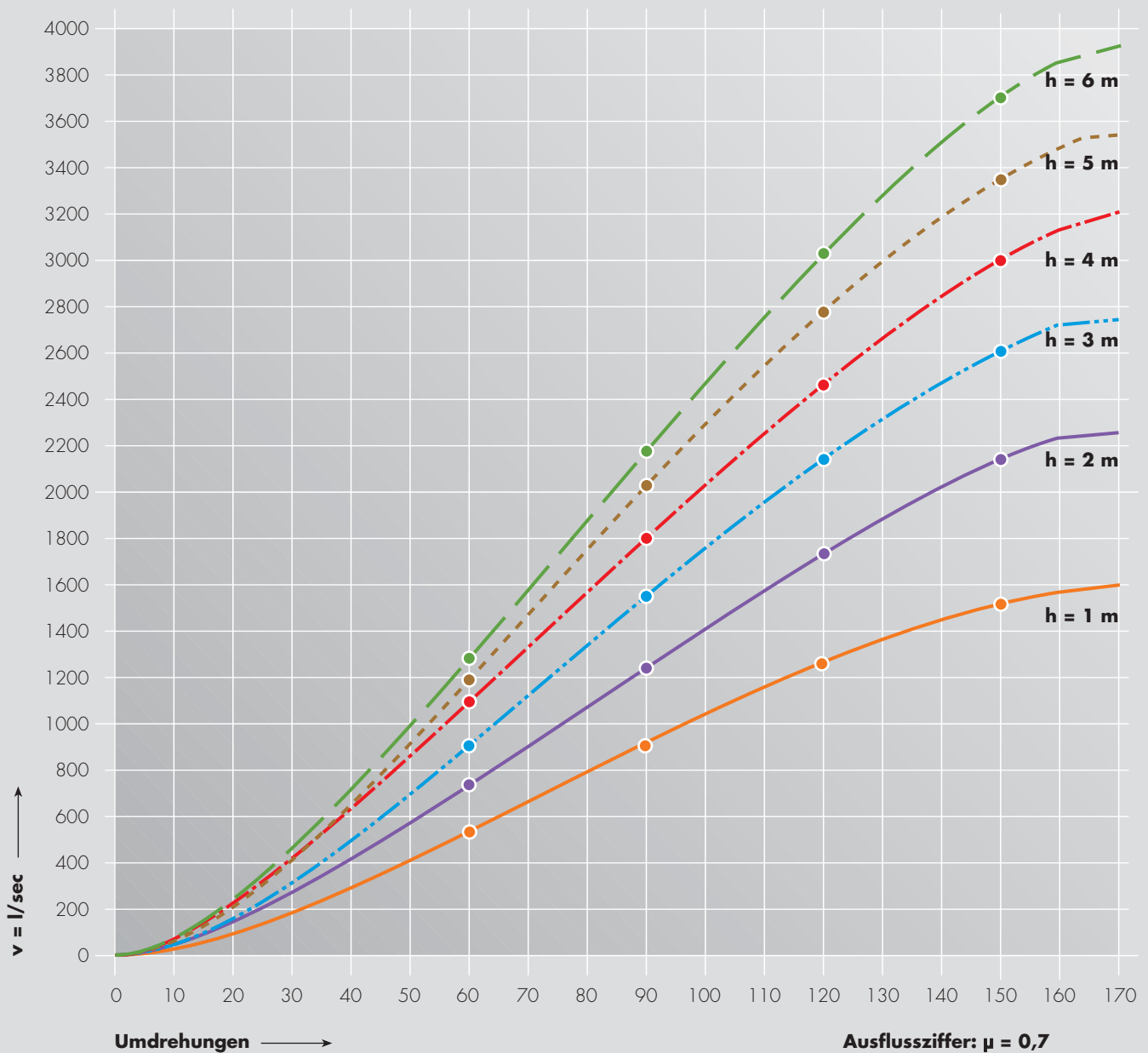
[www.buesch.com](http://www.buesch.com)



# Abflussdiagramm Spindelschieber DN800 Outflow Chart Penstock DN800

Maximaler Volumenstrom  $v$  bei  
entsprechendem Wasserstand  $h$

Maximum flow rate  $v$  accordingly  
to water pressure  $h$

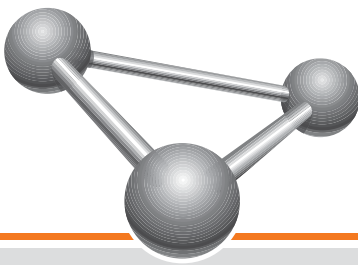


**BÜSCH Technology  
GmbH & Co. KG**

Findelwiesenstr. 15  
D-90478 Nürnberg, GERMANY

Tel.: +49-911-46254-0  
Fax: +49-911-46254-70  
info@buesch.com

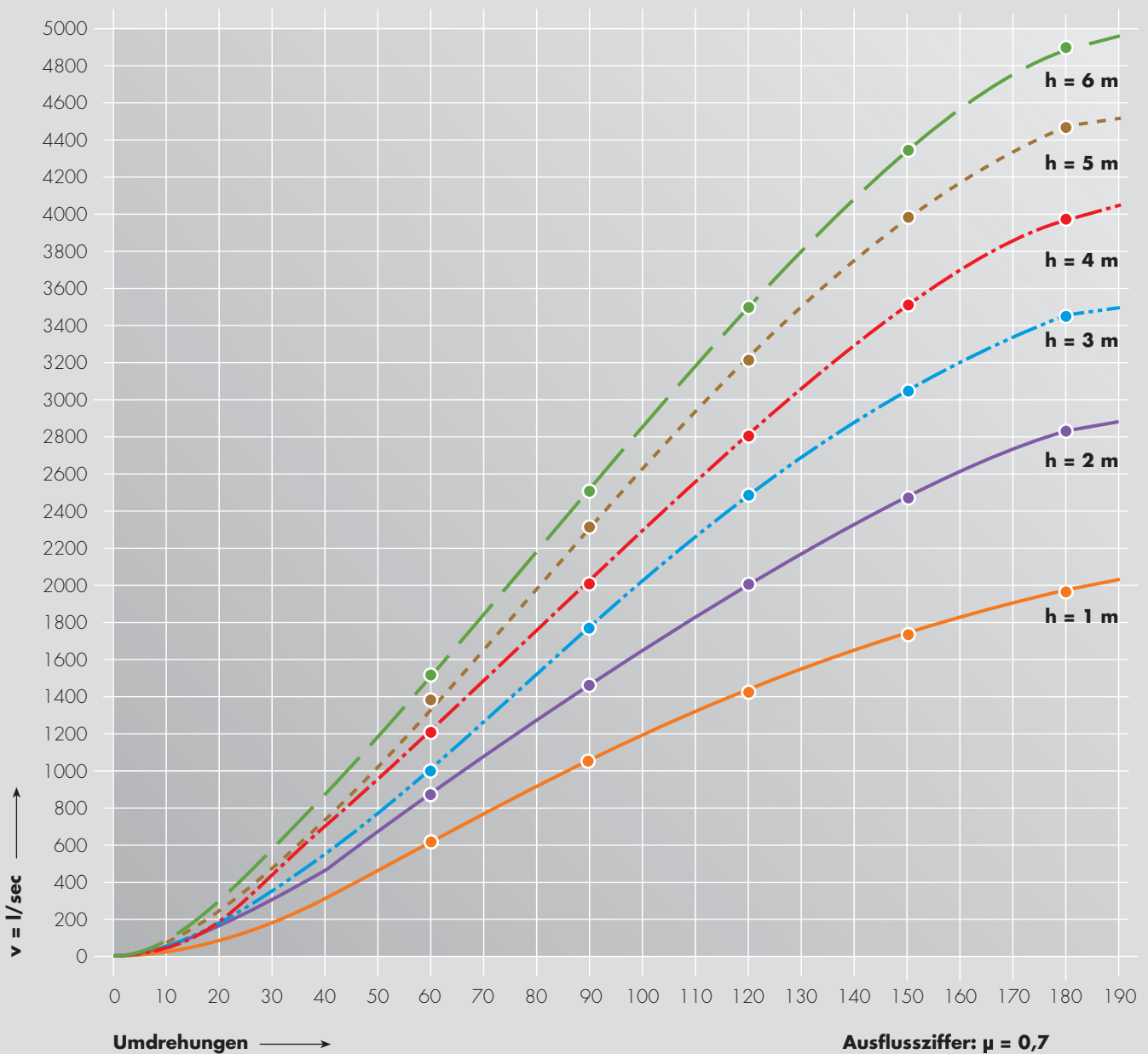
[www.buesch.com](http://www.buesch.com)



# Abflussdiagramm Spindelschieber DN900 Outflow Chart Penstock DN900

Maximaler Volumenstrom  $v$  bei  
entsprechendem Wasserstand  $h$

Maximum flow rate  $v$  accordingly  
to water pressure  $h$

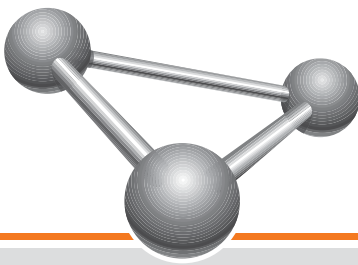


**BÜSCH Technology  
GmbH & Co. KG**

Findelwiesenstr. 15  
D-90478 Nürnberg, GERMANY

Tel.: +49-911-46254-0  
Fax: +49-911-46254-70  
info@buesch.com

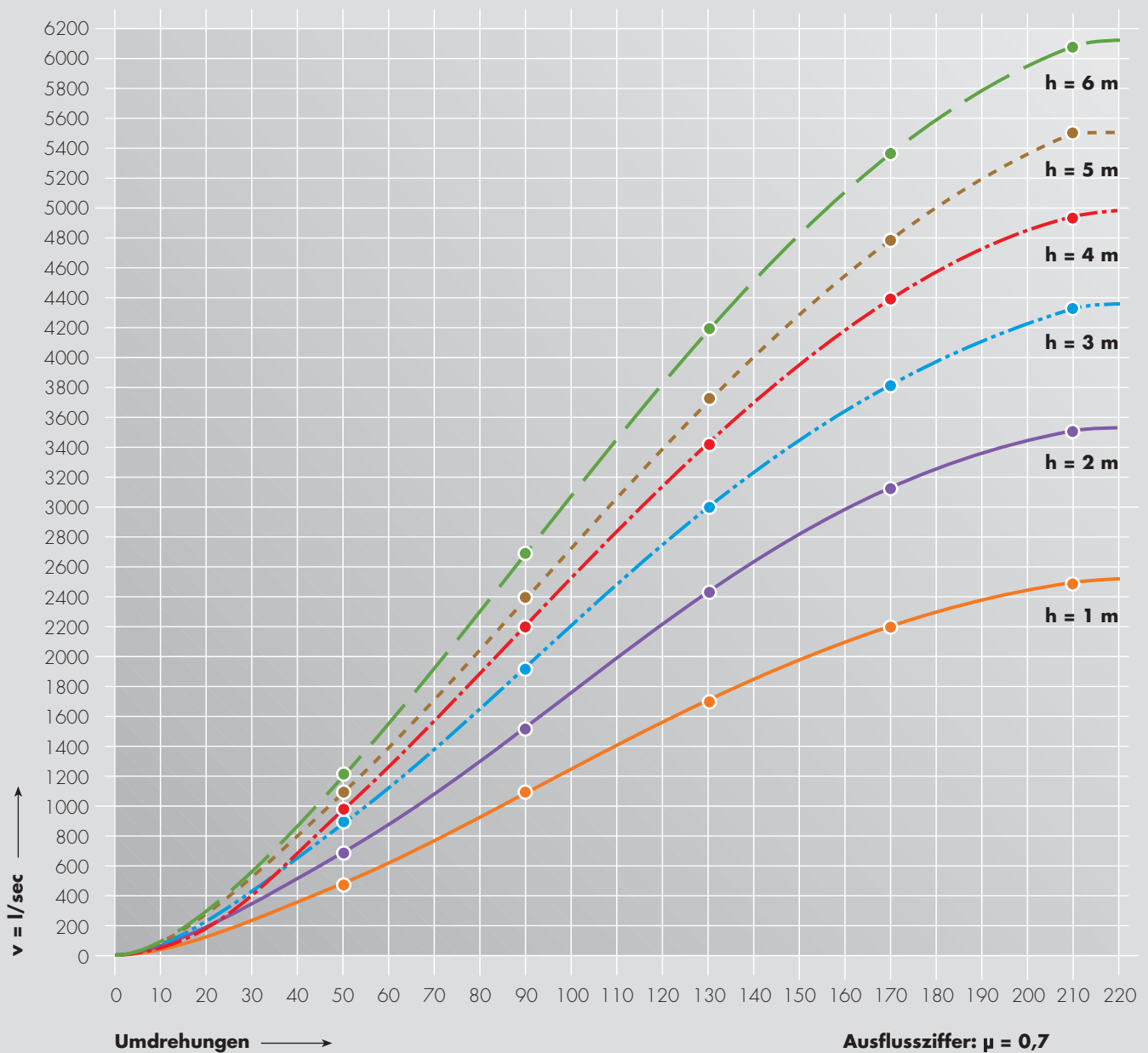
[www.buesch.com](http://www.buesch.com)



# Abflussdiagramm Spindelschieber DN1000 Outflow Chart Penstock DN 1000

Maximaler Volumenstrom  $v$  bei  
entsprechendem Wasserstand  $h$

Maximum flow rate  $v$  accordingly  
to water pressure  $h$

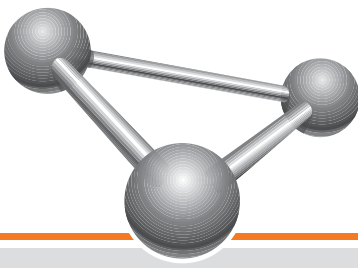


**BÜSCH Technology  
GmbH & Co. KG**

Findelwiesenstr. 15  
D-90478 Nürnberg, GERMANY

Tel.: +49-911-46254-0  
Fax: +49-911-46254-70  
info@buesch.com

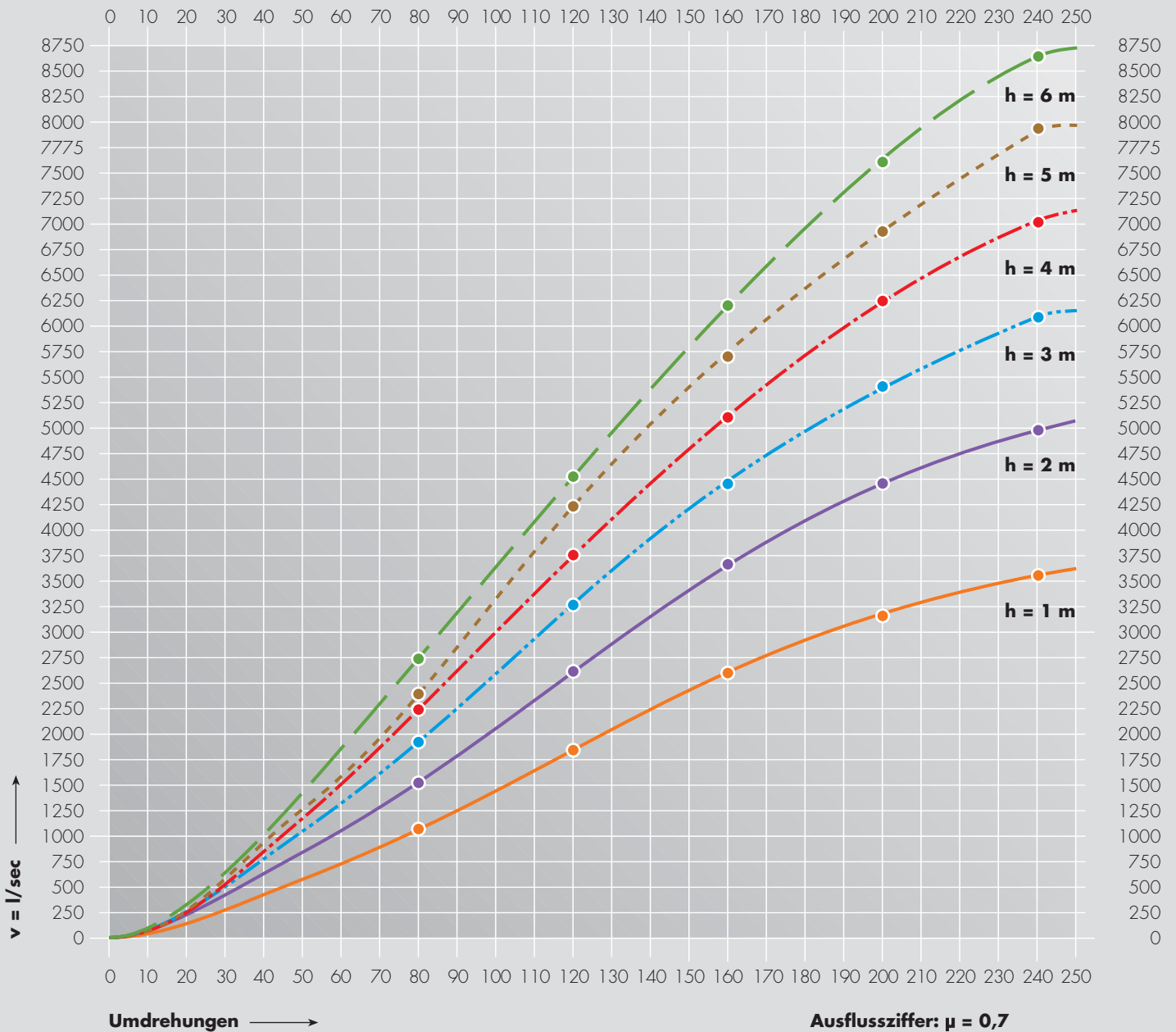
[www.buesch.com](http://www.buesch.com)



# Abflussdiagramm Spindelschieber DN1200 Outflow Chart Penstock DN 1200

Maximaler Volumenstrom  $v$  bei  
entsprechendem Wasserstand  $h$

Maximum flow rate  $v$  accordingly  
to water pressure  $h$



**BÜSCH Technology  
GmbH & Co. KG**

Findelwiesenstr. 15  
D-90478 Nürnberg, GERMANY

Tel.: +49-911-46254-0  
Fax: +49-911-46254-70  
info@buesch.com

[www.buesch.com](http://www.buesch.com)