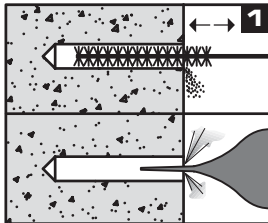
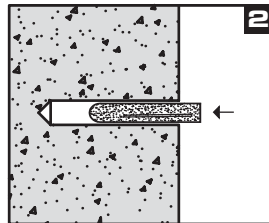


	\varnothing mm	t=h _v	\varnothing M	Nm
M 8	10	85	M 8	10
M10	12	95	M10	20
M12	14	115	M12	40
M16	18	130	M16	80
M20	24	175	M20	150
M24	28	215	M24	200
M30	35	280	M30	300

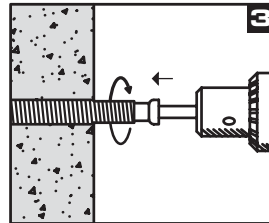
Verbundanker setzen How do place chemical dowels



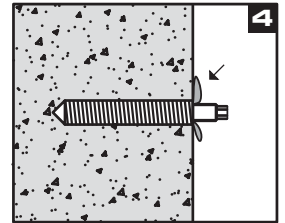
Bohrloch mit Bürste säubern
Bohrlochstaub ausblasen
Clean drill hole with brush
Blow out any dust from drill hole



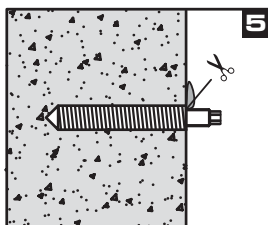
Patrone einsetzen
Insert cartridge



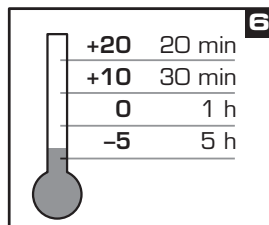
Patrone verrühren
Stir cartridge



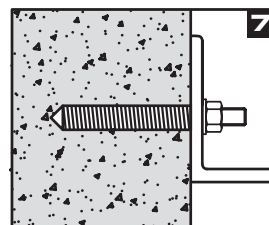
Kleber quillt heraus!
Adhesive creeps out!



Achtung! Herausgequollenen
Kleber entfernen
Caution! Remove excess
adhesive on front



Aushärtezeit beachten
Observe curing time



Teil montieren
Anzugsmoment beachten
Install parts, pay attention
to torque

Vor Belastung sind die Aushärtezeiten einzuhalten.

In feuchtem Verankerungsgrund sind die Aushärtezeiten zu verdoppeln!

Adhere to curing time before installation.

If anchoring base is wet, curing time must be doubled!