



## Support plate

FOR TELESCOPIC STEM EXTENSIONS

### Size

- Ø 300 mm

### Variants

- Size 1 (DIN 4057)
- Size 2 (DIN 4056)

### Material

- Polypropylene

### Weight

- 0,4 kg



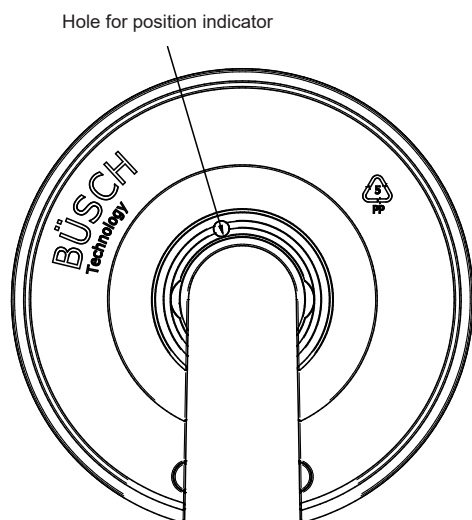
Support plate with notches for street caps size 1 and size 2



Extension with SENTINEL position indicator



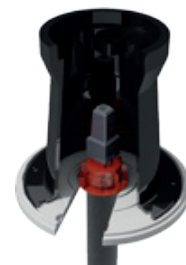
Mounted extension on support plate



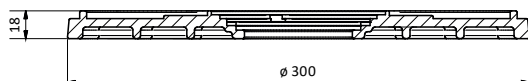
Hole for position indicator



Extension and street cap on support plate for house connection



Support plate with extension and street cap



Dimensional drawing support plate Ø 300 mm



### YOUR ADVANTAGES

- **FLAWLESS FIT**  
Prevents the sinking of telescopic extensions in loose soil and centers the support plate over the telescopic extensions
- **ROBUST**  
Mechanically highly resilient, temperature and weather resistant, insensitive to alkalis and acids during winter service
- **ONE FOR ALL**  
Support plate can be used for both size 1 and size 2 street caps