

Selection Form - Telescopic Valve

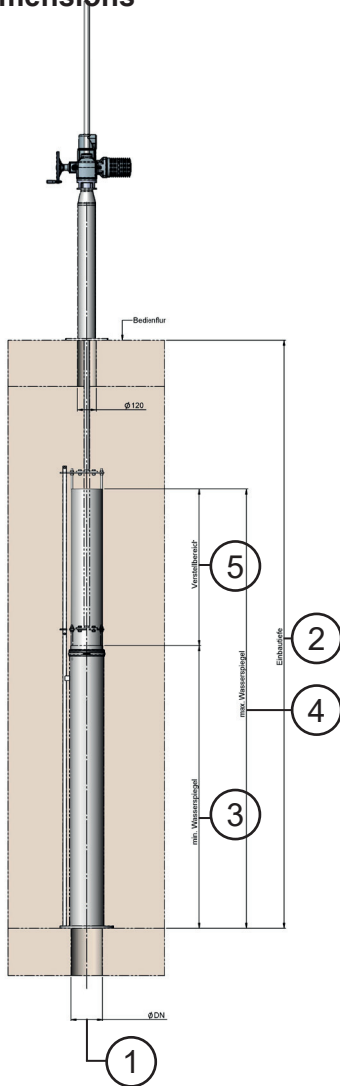
Customer: _____

Address: _____

Project: _____

Quantity of valves: _____

1. Dimensions



1) Connection size (DN): _____

2) Installation depth: _____

3) Height Standpipe: _____

4) Max. water level: _____

5) Adjustment range: _____

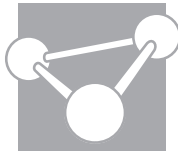
2. Material

Telescopic Valve:

- Stainless steel S304
- Stainless steel SS316Ti
- Other: _____

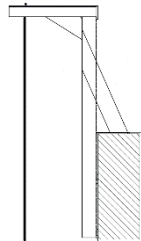
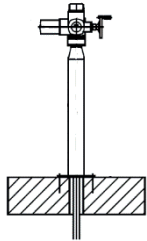
Sealing:

- EPDM
- NBR
- Other: _____



Selection Form - Telescopic Valve

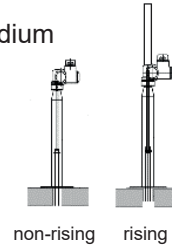
3. Place of actuation



Spindle out of the medium

Rising

Non-rising



Concrete ceiling

Edge of basin

4. Actuation

Manual:



Square stem cap, square: _____ mm



Hand Wheel



Pinion Jack



Electric:

Available voltage: _____ V, no. of phasis: _____

Max. available electric power: _____ kW



Pneumatic: available operating pressure: _____ bar



Hydraulic: max. available operating pressure: _____ bar



Display of valves position:



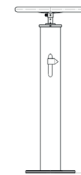
Headstock with integr. pointer



SENTINEL position indicator



SENTINEL
position-indicator



Headstock with
integrated pointer

Remarks:

Phone-No. / e-mail (for inquiry calls):